

* Did you know...?



• The fight for the institutionalization of the Social Balance Sheet retraces to the beginning of the 20th Century, when, in a number of countries, there were several social manifestations that demanded the establishment of a qualification for the corporations, granted according to their degree of social responsibility, to be evaluated in their actions in the community.

• The passionate political, economical and cultural political and economical contestation movements of the 60's had society demand the corporations a broader social responsibility, fomenting the spreading of the Social Balance Sheet, also called, at the time, Social Report.

• It was in the United States, during the Vietnam War, that corporations started showing the concern make their social actions public, to prevent the opposition of the population, that boycotted the organizations involved in that conflict.

• France was the first country to make the Social Balance Sheet mandatory.

• The first Social Balance Sheet of a Brazilian corporation was published in 1984.

• In 1997, sociologist Herbert de Souza launched a campaign for the divulgence of the Social Balance Sheet, giving visibility to the proposal, adopted by an increasing number of Brazilian corporations.

4 Where should i register it?

DOCUMENT REGISTRY CENTRAL OFFICE

Rua do Carmo, 57 / Térreo (groundfloor)
Centro (Downtown) - Rio de Janeiro / RJ
Telephone number: (21) 3852-6641
Site: www.cerd-rj.com.br

ANY DOUBT? CONTACT US!

- 1º RTD: (21) 2221-2209
- 2º RTD: (21) 2531-1304
- 3º RTD: (21) 2221-2005
- 4º RTD: (21) 2221-0770
- 5º RTD: (21) 2507-5197
- 6º RTD: (21) 2233-7878

SUPPORT:



ASSOCIATED OFFICES:



2º Ofício de Registro de
Títulos e Documentos

3º
RTD



NON-AUTHORIZED SALE

Project Conception: Sônia Maria Andrade dos Santos
Illustration: Miguel Paiva | **Graphic Project:** Diego Paiva
Research: Helena Portella Rapôso

Register your ::: DOCUMENTS

B



SOCIAL BALANCE SHEET



① What does it consist of?

Social Balance Sheet is an objective presentation, by means of graphs and reports, of the role played by corporations and entities in the social sphere, both in the internal routine of the institution and in its work in the community, by evaluating its investment in education, health, professionalization, work conditions, quality of life and environment preservation.

For the Brazilian legislation, the Social Balance Sheet is not yet an OBLIGATORY document. But it will soon be, because Act n. 3,116/97, by Representative Paulo Rocha, passed the Comissão de Trabalho (Committee on Labor) and is presently in the Comissão de Finanças (Committee on Finances). In a Social Balance Sheets, information can be found on culture, education and sports support projects, besides actions concerning energy maintenance and rational use, environment preservation, corporative citizenship and social responsibility, as well as corporation employees' voluntary partner work, among others.

This efficient accounting service instrument multiplies and perfects the bonds created between corporation and community, thus contributing to a more harmonic financial and psychological development of the citizens who constitute these two pillars of society.

② Why should it be registered?


Because, as the entrepreneur registers the Social Balance Sheet, he/she offers information on the benefits, projects, actions and contributions that he/she carried out throughout the year, showing his/her wholehearted commitment with the social values. Moreover, registration guarantees the Social Balance Sheet's authenticity, integrity and publicity. It is possible to make a certificate of any document registered in a Titles and Documents Registration Office. It will have the same legal value of the original document and can be provided very quickly.

③ How can i register it?




1st STEP:

Prepare the Social Balance Sheet, depicting in detail all the investments and action indicators that must be included in the document;



2nd STEP:

Those who are responsible for the corporation should sign the document. Make at least one copy of the Social Balance Sheet, which will be kept in the Titles and Documents Registry Office;




3rd STEP:

Take the document to the Attendance Sector of Central de Registro de Documentos – CERD (the Documents Registry Central Office);



4th STEP:

Pay for the registration according to the table of fees established by Directorate-General of Justice of the State of Rio de Janeiro;



5th STEP:

The document is sent to one of the six Registry Offices, where it will be stamped, sealed, signed and filed in microfilm and/or DVD;



6th STEP:

Pick up your Social Balance Sheet at CERD's Devolution Sector, duly registered. It will be available within no more than 24 hours.